






FJD Trion Robot Dog Mount

Your Path to Challenging Terrains




Reach Where Humans Can't

Navigate confined, hazardous, or otherwise inaccessible areas effortlessly. The robot-mounted scanner allows surveys in locations that are unsafe or difficult for personnel to access.



Real-Time Control & Collaboration

Monitor scans live with FJD Trion Scan and iPad Model, process data on-site, and share instantly via FJD Trion Model Web for multi-user online viewing and measurement.



QUICK SPECS

Compatible Robot	Unitree Go2 Pro / EDU	Power Supply	Scanner handheld battery / external power
Compatible Scanner	FJD Trion S2 Series	Endurance	90 min (robot-powered scanning)
Dimensions	230 × 73 × 68 mm	Real-time Accuracy	Relative: 1.2 cm / Absolute: 3 cm
Weight	500 g	Post-processed Accuracy	Relative: 1 cm / Absolute: 3 cm